

Steve Sisolak
Governor



Richard Whitley
Director

State of Nevada Department of Health and Human Services

Assembly Committee on Health & Human Services

Medicaid 101

Suzanne Bierman, Administrator, DHCFP

Robert Thompson, Deputy Administrator, DWSS



February 15, 2021

Helping people. It's who we are and what we do.



Objectives

- Provide an overview of Medicaid
- Describe the eligibility process
- Outline the delivery models
- Explain benefits and services
- Discuss federal matching

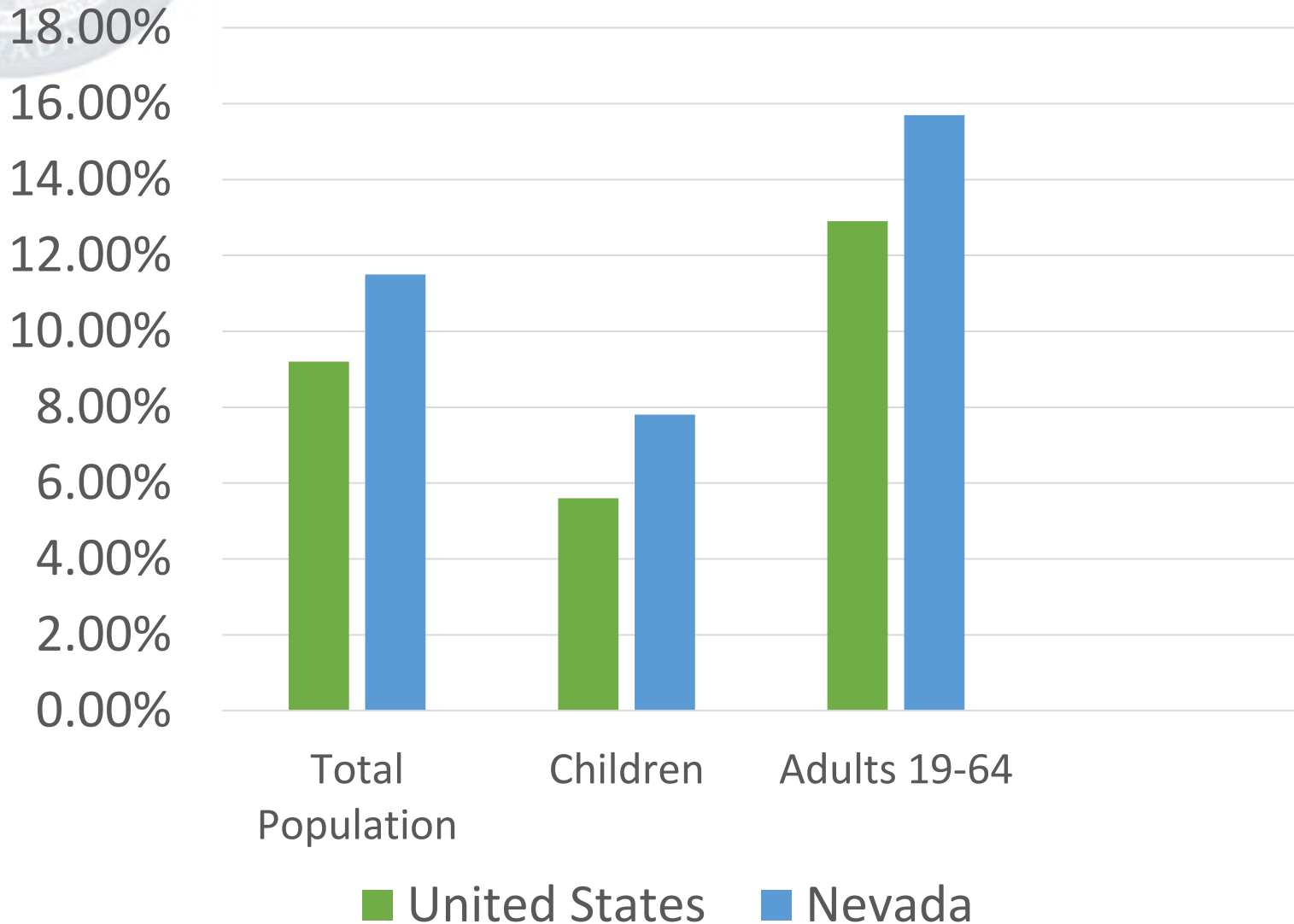
DWSS - DHCFP Relationship

- Division of Welfare and Supportive Services
 - Application and eligibility determination
- Division of Health Care Financing and Policy
 - Payor, health insurer

Medicaid Impact

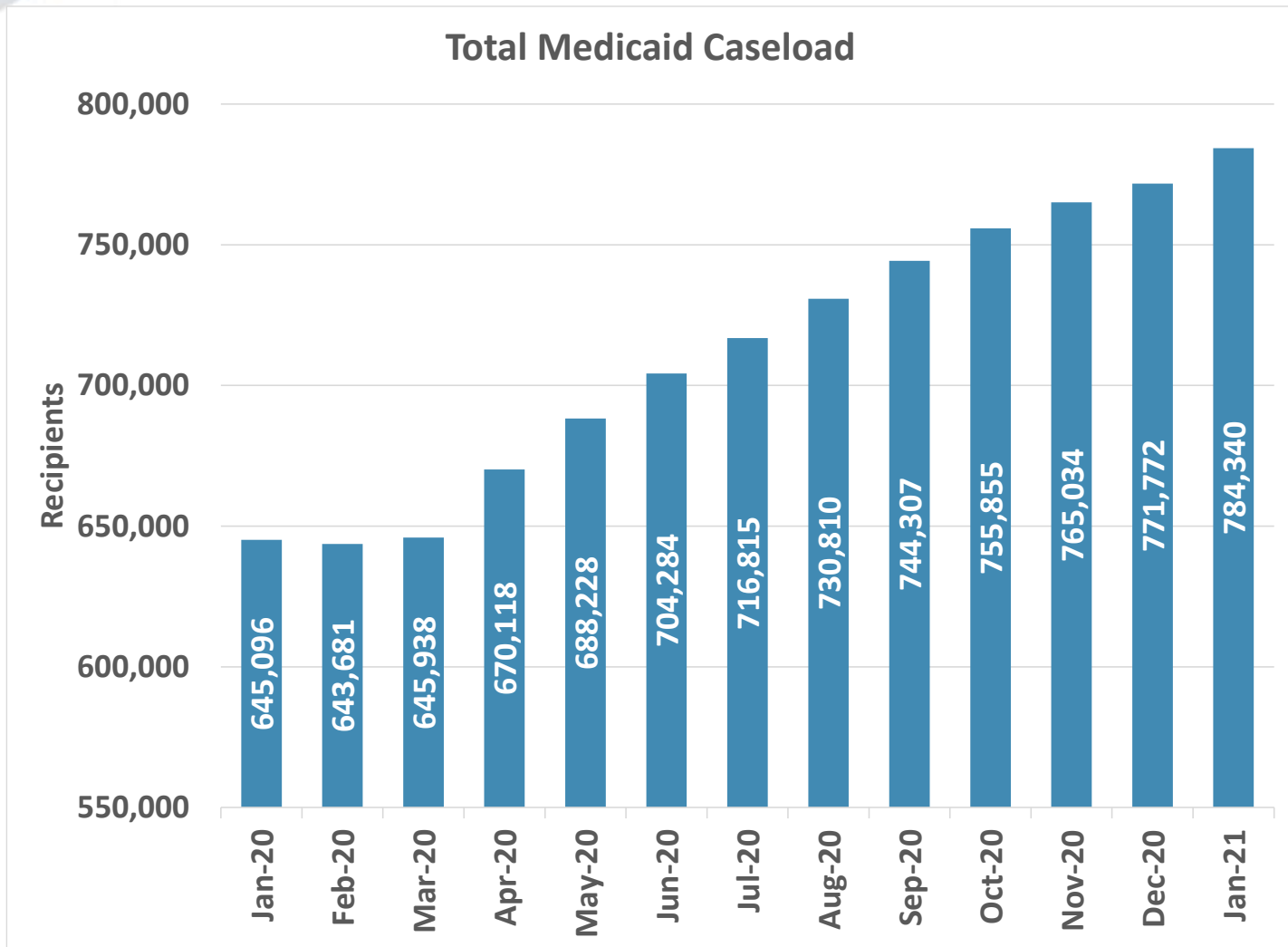
1 in 4	Nevadans covered by Medicaid
128,139	Growth of recipients since Feb. 2020
\$4 billion	Expenditures in FY20 (nearly 30% of state expenditures)
60 %	Births in Nevada covered by Medicaid
72 %	Medicaid recipients served through managed care
42 %	Medicaid recipients aged 0-18
92,696	Dully eligible for Medicare & Medicaid (11%)
\$932m	SFY19 Medicaid expenditure on individuals with disabilities
\$279m	SFY19 Medicaid expenditures on individuals age 65+
62 %	Medicaid covered nursing facility bed days

Rate of Uninsured U.S. vs. Nevada





Total Medicaid Caseload





DWSS is the Entry Point for Multiple Programs

- SNAP
- TANF
- Energy Assistance
- Child Care
- Child Support
- Medicaid



Two Ways to Apply for Medicaid

- Referral
 - NV Health Link (Silver State Exchange)
 - Hospital presumptive, but individual must follow through with full application
- DWSS
 - Online via Access Nevada
 - Over the phone
 - In person (in the future)
 - Over 100 on site community partners (when open)



Getting Approved

2021 Federal Poverty Levels for Medicaid Programs

Household Size	AM Limit	AM Limit w/Medicare	122%	138%	165%	205%
HH1	\$319	\$368	\$1,311	\$1,483	\$1,773	\$2,202
HH2	\$407	\$473	\$1,772	\$2,004	\$2,396	\$2,977
HH3	\$495	\$577	\$2,233	\$2,526	\$3,020	\$3,752
HH4	\$582	\$681	\$2,695	\$3,049	\$3,645	\$4,529
HH5	\$670	\$786	\$3,157	\$3,571	\$4,269	\$5,304
HH6	\$758	\$891	\$3,618	\$4,092	\$4,893	\$6,079
HH7	\$846	\$996	\$4,080	\$4,615	\$5,518	\$6,856
HH8	\$934	\$1,101	\$4,541	\$5,137	\$6,142	\$7,631
ADD (+1)	+\$88	+\$105	\$461	\$522	\$624	\$775



Medicaid Enrollment

- Applicant can choose a Managed Care Organization (MCO) preference in their application.
- Managed care is effective on the date the eligibility file is received (MMIS).
- Plan sends a welcome packet to the member.
- Fee-For-Service (FFS)



Nevada Medicaid's Services

MANDATORY

- Inpatient Hospitalization
- Outpatient Hospital
- Lab and X-Ray
- Home Health
- Nursing Facility
- Early and Periodic Screening, Diagnostic, and Treatment (EPSDT)

OPTIONAL

- Prescription Drugs
- Eyeglass and Hearing Aids
- Organ Transplants
- Psychologists and Other Behavioral Health
- Podiatrists
- Dental
- Hospice

*For a complete list please visit the [CMS website](#)





When will Medicaid Pay?

- Is the individual enrolled?
- Is it a Medicaid-enrolled provider?
- Is it a Medicaid-covered service?
- Is this service medically necessary?

State Plan vs. Waivers

State Plan

Flexibility within
existing federal
regulations*

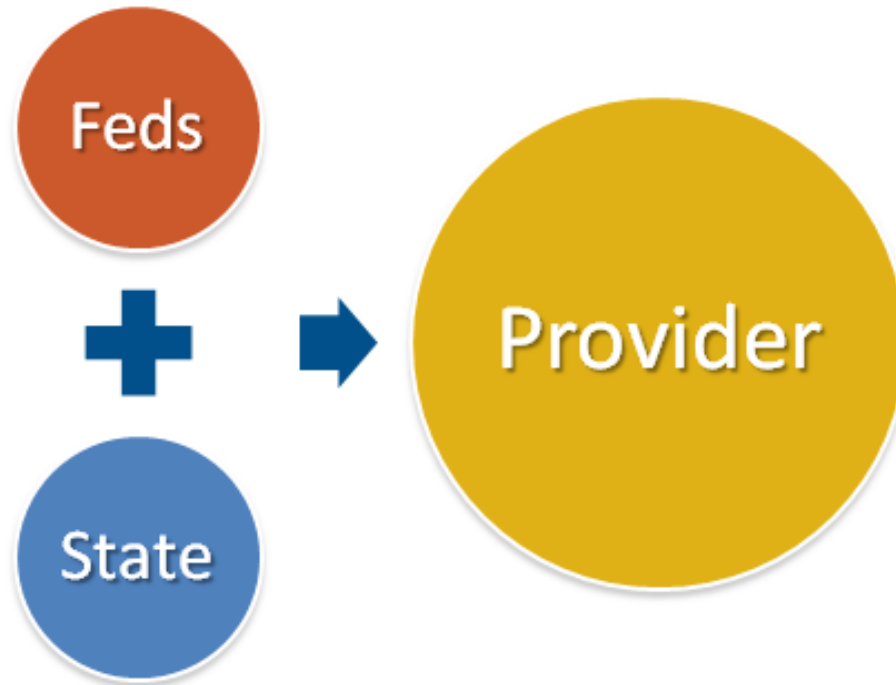
Waivers

Flexibility beyond
existing federal
regulations

*State level legislative and budget authority is a separate issue



Medicaid, State-Federal Share



Blended Federal Medical Assistance Percentage (FMAP – The Federal Match)

State F/Y	FMAP	Enhanced (CHIP) FMAP	ACA Enhanced (CHIP) FMAP	Newly Eligible FMAP
2020	64.17%	74.92%	89.29%	91.50%
2020 w/ FFCRA	62.27%	77.09%	91.46%	91.50%
2021	63.46%	74.42%	77.30%	90.00%
2021 w/FFCRA	68.11%	77.68%	80.55%	90.00%
2022	62.77%	73.94%		90.00%
2023	63.77%	74.64%		90.00%



Questions?





Contact Information

Suzanne Bierman

DHCFP Administrator

Suzanne.Bierman@dhcfp.nv.gov

Robert Thompson

DWSS Deputy Admin.

RThompson@dwss.nv.gov

www.DHCFP.nv.gov & www.DWSS.nv.gov



Acronyms

- **CCT** – Call Center
- **CHIP** – Children’s Health Insurance Program
- **CMS** – Centers for Medicare and Medicaid Services
- **CPE** – Cost Per Eligible Recipient
- **CPS** – Child Protective Services
- **DHCFP** – Division of Health Care Financing and Policy
- **DWSS** – Division of Welfare and Supportive Services
- **EPSDT** – Early and Periodic Screening, Diagnostic, and Treatment
- **FFCRA** – Families First Corona Virus Act
- **FFS** – Fee-for-Service
- **FMAP** – Federal Medical Assistance Percentage
- **FPL** – Federal Poverty Level
- **HIPPA** – Health Insurance Portability and Accountability Act
- **MAGI** – Modified Adjusted Gross Income
- **MCO** – Managed Care Organization
- **MMIS** – Medicaid Management Information System
- **MOE** – Maintenance of Effort
- **SED** – Severely Emotionally Disturbed
- **SMI** – Severely Mentally Ill
- **SNAP** – Supplemental Nutrition Assistance Program
- **SSI** – Supplemental Security Income
- **TANF** – Temporary Assistance for Needy Families

